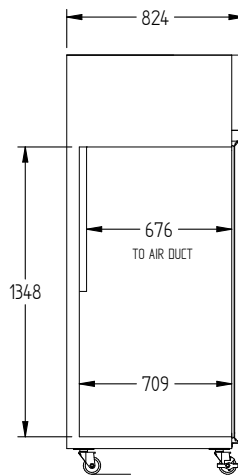
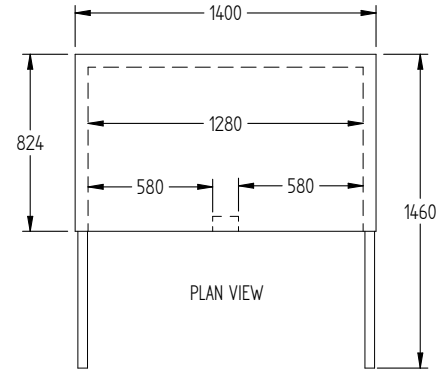


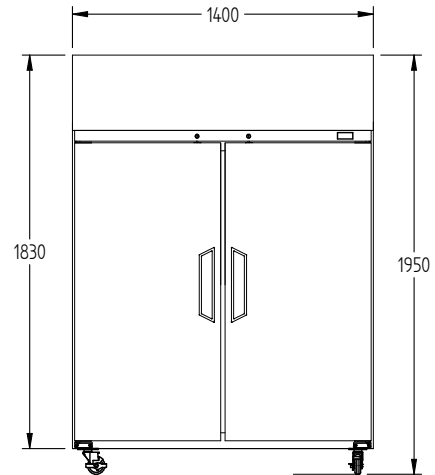
HTG2SS



CATEGORY	TOPAZ CAFÉ RANGE
RANGE	Topaz Top Mount
UNIT	REFRIGERATOR
TYPE	SELF CONTAINED
DOORS	2



SIDE VIEW



FRONT VIEW

SPECIFICATIONS

TEMPERATURE - 38°C AMBIENT ENVIRONMENT	1°C / 4°C
CAPACITY LITRES	1080
DIMENSIONS - W X D X H MM	1400 W x 824 D x 1950 H
WEIGHT UNPACKED (KG)	220
STANDARD INCLUSIONS*	
DOOR TYPE	S (SOLID DOOR)
FINISH	S (STAINLESS STEEL)
SHELVES/DOOR	4
ELECTRICAL	
POWER SUPPLY	10amp
POWER CABLE LENGTH (METRES)	2
RUNNING AMPS	3.3
GAS TYPE	
REFRIGERANT	R134a

*** For **OPTIONS** refer to the current Williams Price Guide