

## IM0043SSC | Self-Contained 37kg Solid Cube Ice Machine

Ice Machines

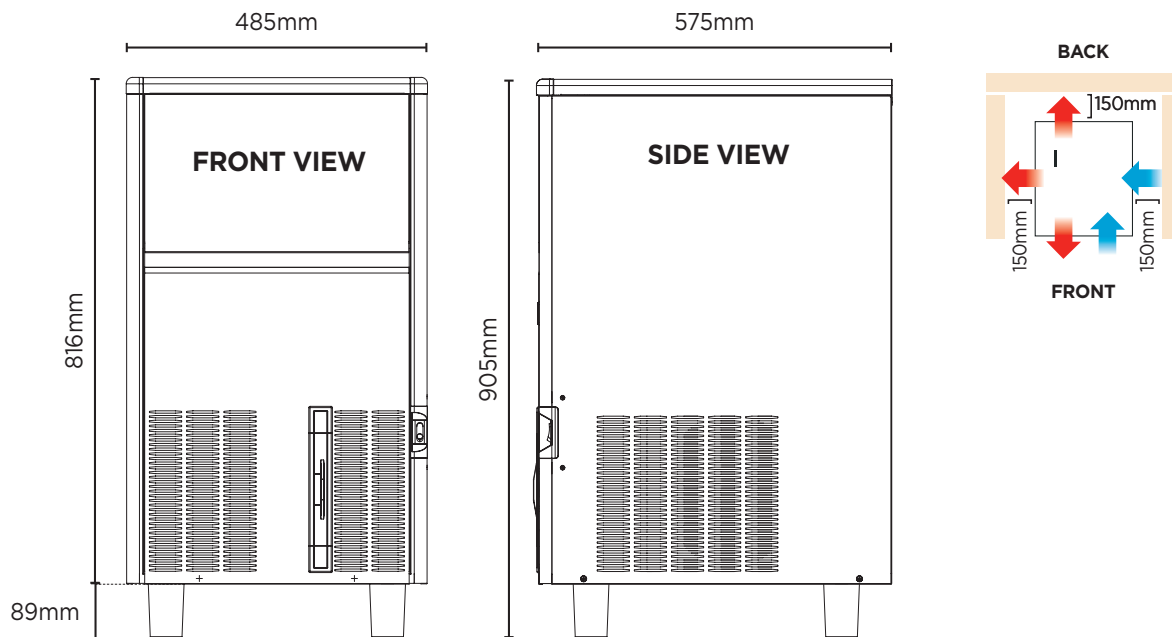
**IM0043SSC**

**SELF-CONTAINED  
37KG SOLID CUBE  
ICE MACHINE**



## IM0043SSC | Self-Contained 37kg Solid Cube Ice Machine

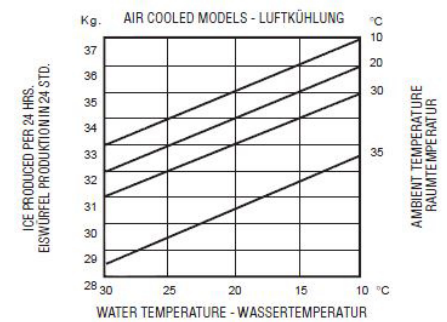
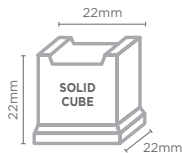
### Ice Machines



Ice Dimensions



Solid Cube Ice



### SPECIFICATIONS

<b>Model</b>	IM0043SSC
<b>Part Number</b>	3935145
<b>Legs (mm)</b>	89
<b>Maximum Daily Production</b>	37kg
<b>Storage Bin Capacity</b>	20kg
<b>Power Input</b>	530W
<b>Energy Consumption</b>	10.5 Kwh / 24 hrs
<b>Water Consumption</b>	3.10L/h
<b>Net Weight</b>	52kg
<b>Packaged Dimensions</b>	550 x 640 x 940 mm
<b>Refrigerant</b>	R134a
<b>Plug Supplied</b>	Yes, 1 x 10A
<b>Self-Contained Machine</b>	Yes
<b>Storage Bin Compatibility</b>	N/A
<b>Maximum Ambient Temp.</b>	40°C
<b>Type of Ice Produced</b>	Solid
<b>Weight of Ice</b>	20g
<b>Colour</b>	Stainless Steel
<b>Warranty</b>	3 Years Parts, 1 Year Labour
<b>Warranty Service</b>	Bromic Extra Care

### DIMENSIONS

External (mm)	
<b>Width</b>	485
<b>Depth</b>	575
<b>Height</b>	816

\* External height excludes feet

\* Production is based on kg/24hr at 10°C air & 10°C water

BROMIC PTY Ltd reserve the right to alter specifications without notice.