
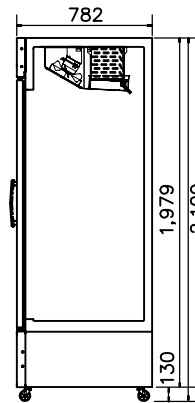


2 GLASS DOOR FREEZER

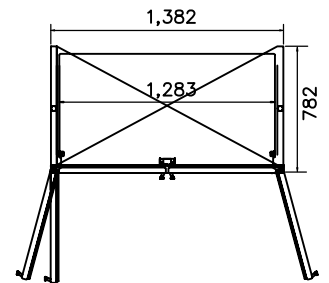
GLASS DOOR FREEZER
 MODEL : FRS-1250F



FRONT VIEW



SIDE VIEW



TOP VIEW

Model	Swing Door	Capacity (liters)	#of Shelves	HP	Crated Weight(kg)	W x D x H (mm)
FRS-1250F	2	1220L	8	1+1/2	270	1382 x 782 x 1979

SPEC SHEET	FRS-1250F
Classification	Freezer
Cabinet Dimensions(mm)	1382x782x1979
Capacity(Liters)	1220
Inner Temperature(Celsius)	-24 ~ -16
Doors	2
# of Shelves	8
Refrigerant	R-404a
Compressor(HP)	1+1/2
Cooling Type	Fan Cooling Type
Control Type	Digital
Insulation Type	Cyclopentane + CFC Free
Amps(A)	6.4
Voltage(V/Hz/Ph)	220-240/50/1
Power(W)	
Weight(Kg)	270

- DIGITAL DISPLAY AND CONTROLLER
- TEMP ALARM DOOR OPEN ALARM
- SHELVES: 4 PER DOOR PLUS BASE
- LED LIGHTING
- ILLUMINATED DISPLAY LIGHT BOX
- HEATED GLASS
- LOCKABLE CASTORS



WARRANTY 2 YEARS
 PARTS & LABOUR