

PizzaMaster® 700 series

Technical Specifications – Order Form

Make your choice

- PM 721
- PM 722
- PM 723
- PM 724
- PM 725
- PM 731
- PM 732
- PM 733
- PM 734
- PM 735
- PM 741
- PM 742
- PM 743
- PM 744
- PM 745

PizzaMaster_700series_Technical Specifications 90005_EN_R1C

Modular Electric Pizza Ovens

FULL SIZE, versatile and high efficient – stone hearth ovens

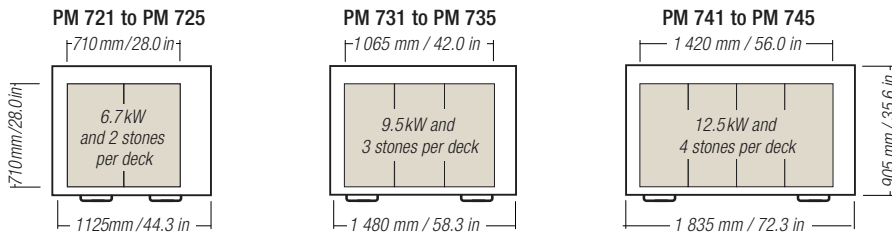


- 80 Different Sizes
Including Modular and CounterTop ovens
- High Power
- High Temperature
- Special Clay Hearthstone
- Unique Scandinavian Design
- “Extra” is Standard
- Smart Unique Options
- International Certificates

Standard equipment

- Dual halogen lighting in each deck
- Hearth of natural material with crisping function
- Stainless steel front
- Turbo start function
- Legs with lockable castors
castors not on 5 deck ovens
- Indicators for thermostat, turbo-start and service
- Retractable frontal unloading shelf *not 4 / 5 deck oven and 3 deck oven with UBC*
- Eyebrow hood
- See-through oven door with heat-reflecting glass
- 400°C / 752°F as standard
- Digital Display *ED model only*
- Timer with manual shut-off alarm *ED model only*
- Auto-Timer with alarm *ED model only*
- Classic display *E model only*

External and Internal dimensions, kW and stones per deck for models



Mandatory fields

Available displays



Digital - ED model



Classic - E model

Electrical connection

- 230V 1ph
- 240V 1ph
- 230V 3ph
- 240V 3ph
- 400V 3ph+N
- 480V 3ph+N
- 200V 3ph
- 400V 3ph
- 208V 1ph
- 460V 3ph
- 208V 3ph

Optional equipment

Make your choice

- Clock timer
- Marine model
- Disassemble-able 2 deck oven
- Extra sliding shelf (not on UBC)
- Peel holder
- Oil and spice rack
- Side shelf up to 4 shelves per oven
Not on 4 / 5 deck ovens

PizzaMaster design solution

- Phantom Black
- Royal Gold

Semi-automatic door opener*

- Deck 1 (lower)
- Deck 2
- Deck 3
- Deck 4
- Deck 5

*Add ovens width with 200 mm / 8 in.
Requires separate 3ph supply.

Power Guard*

- Deck 1 Master Secondary (lower)
- Deck 2 Master Secondary
- Deck 3 Master Secondary
- Deck 4 Master Secondary
- Deck 5 Master Secondary

*Sold in pair only
(1 master deck + 1 secondary deck)

Steam system*

- Deck 1 (lower)
- Deck 2
- Deck 3
- Deck 4
- Deck 5

*Not in combination with high temperature deck.
Add ovens depth with 100 mm / 4 in.

High temperature deck*

- 500°C / 932°F
- Deck 1 (lower)
- Deck 2
- Deck 3
- Deck 4
- Deck 5

*Not in combination with extra high deck and/or steam system

Extra high deck*

- Deck 1 (lower)
- Deck 2
- Deck 3
- Deck 4
- Deck 5


*Not in combination with high temperature deck

UBC (Under built cabinet)*

- *UBC not available on 4 / 5 deck ovens
- UBC (Standard)
- UBC - P (Proofer cabinet)

— Not US/CAN markets

Approvals available



2 YEAR WARRANTY

COMMERCIAL COOKING APPLIANCE

Limited

PizzaMaster®



PizzaMaster® 700 series

Technical Specifications – Installation Guide

PM 721
PM 731
PM 741

PM 722
PM 732
PM 742

PM 723
PM 733
PM 743

PM 724
PM 734
PM 744

PM 725
PM 735
PM 745

PizzaMaster_700series_Technical Specifications 90005_EN_R1C

PizzaMaster® 700 series

Model	Dimensions in millimetres Width x Depth x Height *a)		Dimensions in inches Width x Depth x Height *a)		Decks	Power kW per deck	Capacity (pizzas per deck)				Weight Kg / lb
	External	Internal	External	Internal			254 mm 10 in	355 mm 14 in	406 mm 16 in	457 mm 18 in	
PM 721	x 480	710 x	x 18.9	28.0 x	1	6.7	6	4	2	1	215 / 474
PM 722	x 820	710 x	x 32.3	28.0 x	2						
PM 723	x 1160	210 ---	x 45.7	8.2 ---	3						
PM 724	x 1500	Opt. high; deck=245	x 59.1	Opt. high; deck=9.6	4						
PM 725	x 1840	deck=245	x 72.5	deck=9.6	5						
PM 731	x 480	1065 x	x 18.9	42.0 x	1	9.5	11	6	3	2	263 / 580
PM 732	x 820	710 x	x 32.3	28.0 x	2						
PM 733	x 1160	210 ---	x 45.7	8.2 ---	3						
PM 734	x 1500	Opt. high; deck=245	x 59.1	Opt. high; deck=9.6	4						
PM 735	x 1840	deck=245	x 72.5	deck=9.6	5						
PM 741	x 480	1420 x	x 18.9	56.0 x	1	12.5	15	8	4	3	311 / 686
PM 742	x 820	710 x	x 32.3	28.0 x	2						
PM 743	x 1160	210 ---	x 45.7	8.2 ---	3						
PM 744	x 1500	Opt. high; deck=245	x 59.1	Opt. high; deck=9.6	4						
PM 745	x 1840	deck=245	x 72.5	deck=9.6	5						

*a) Model deck height ————— For total oven height = Model deck height + leg and casters height + eyebrow hood —————>

Built for Extreme Temperature



PM 721 / 731 / 741

1 655 mm / 65.2 in



PM 722 / 732 / 742

1 825 mm / 71.9 in




PM 723 / 733 / 743

1 910 mm / 75.2 in
(with UBC 2035mm / 80.1 in)



PM 724 / 734 / 744

1 995 mm / 78.5 in



PM 725 / 735 / 745

2 335 mm / 91.9 in

IMPORTANT!

All installations and services must comply to local and national codes and be carried out by qualified servicers and electricians only.

Placement

Oven must be installed with a clearance of 50 mm / 2 in towards all sides.

Electrical

For wire dimension (mm²/AWG) see ovens connecting terminal and/or the manual.

Ventilation

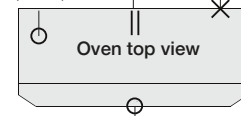
Min. 200 m³/h / 115 CFM per deck / connection. (Connection Ø100 mm / Ø3.95in).

Water

Pressure between 1-6 bar (0.1-0.6 MPa). Connection G ¾" / NH ¾" (for US/CAN).

Connections

Ventilation Water Electrical (deck)



Ventilation (eyebrow hood)

Amps per phase and Deck⁽¹⁾ or Oven⁽²⁾ for ovens with – Power Guard, see⁽³⁾ – Door Opener, see⁽⁴⁾

Model	230V 1ph+N	230V 3ph	400V 3ph+N		200V 3ph	208V 1ph	208V 3ph	240V 1ph	240V 3ph	480V 3ph+N	400V 3ph	460V 3ph (440-480)
	(1)	(1)	(1)	(2)	(1)	(1)	(1)	(1)	(1)	(1)	(1)	(1)
PM 721				9.4						7.8		
PM 722				18.7						15.6		
PM 723	27.7	16.2	9.4	28.1	17.2	30.6	17.9	28.9	16.9	7.8	9.3	8.1
PM 724				28.4+9.3						23.3		
PM 725				28.8+18.7						23.6+7.8		
PM 731				14.0						11.6		
PM 732				27.9						23.1		
PM 733	41.3	24.1	14.0	41.8	25.6	45.6	26.6	43.0	25.1	11.6	13.9	12.1
PM 734				41.9+14.0						34.7		
PM 735				42.2+27.9						34.8+11.6		
PM 741				18.6						15.4		
PM 742				37.1						30.8		
PM 743	54.8	31.9	18.6	55.6	34.0	60.6	35.3	57.2	33.3	15.4	18.4	16.0
PM 744				55.6+18.6						46.2		
PM 745				55.6+37.1						46.2+15.54		
										46.2+30.8		

(1) Amps per phase and deck (1 power supply cable per oven deck).

(2) Amps per phase and oven, 1-3 decks (1 power supply cable per oven) 4-5 deck (2 power supply cables per oven).

(3) Power Guard is sold in pair (Primary and Secondary deck) and reduce max. Amp draw for 2 decks with 50%.

(4) Door Opener require 1 separate 3phase, same voltage as main oven supply. Supplies up to 5 deck. Amp draw 1 A / deck / phase.

Distributor

CANADA VERSION AVAILABLE
Contact your local Canadian representative or PizzaMaster directly for further information.



PizzaMaster®



Customer Support: Tel: +46 33 230-025

E-mail: info@pizzamaster.com

Website: www.pizzamaster.com

BakePartner has a policy of continuous product development and reserves the right to change specifications and designs without prior notice.